


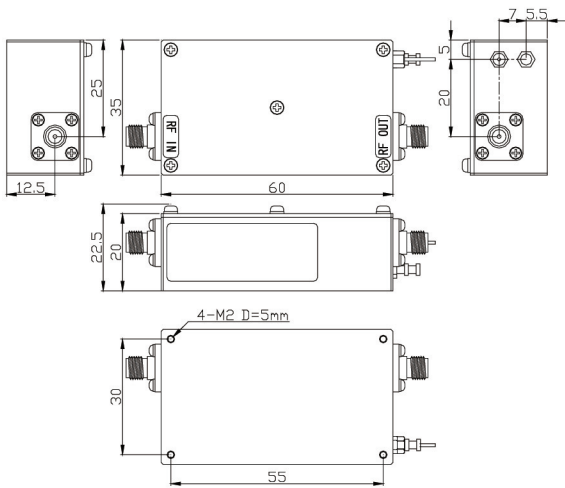
LOW NOISE AMPLIFIER

HD30000



OUTLINE DRAWING

※ IN MILLIMETERS



- Noise Figure : 2.0dB (typ.)
-20°C to +60°C : 3.0dB (max.)
- Frequency Range : 1500MHz ~ 6500MHz
- Output Power : +13dBm @4000MHz
- RoHS Compliance

SPECIFICATIONS @ +25°C

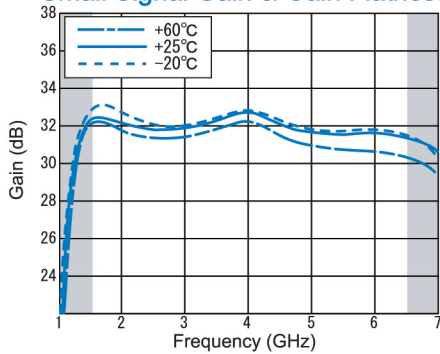
- Noise Figure @+25°C : 2.0dB (typ.)
-20°C to +60°C : 3.0dB (max.)
- Frequency Range : 1500MHz ~ 6500MHz
- Small Signal Gain : +32dB (typ.) @4000MHz
+29dB (min.)
- Gain Flatness : ±2.0dB (max.)
- Output Power @1dB Comp. : +13dBm (min.) @4000MHz
- Output I.C.P. : +25dBm (typ.) @4000MHz
- Impedance : 50Ω
- Input VSWR : 3.0:1 (typ.)
- Output VSWR : 2.0:1 (typ.)
- DC Supply Input : +12V ±1V
100mA (max.)
- Maximum RF Input Power : -11dBm
- Operating Temperature : -20°C to +60°C
- Storage Temperature : -20°C to +80°C
- Connectors (Stander) : SMA-FEMALE
- Connectors (Option) : N-FEMALE
- Weight (Stander) : 100g (typ.)

HOW TO ORDER

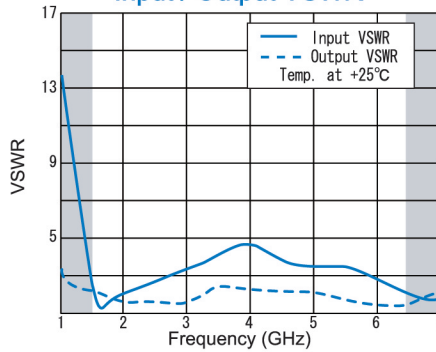
Model Name
HD30000-QS S = SMA - FEMALE
N = N - FEMALE

TYPICAL PERFORMANCE

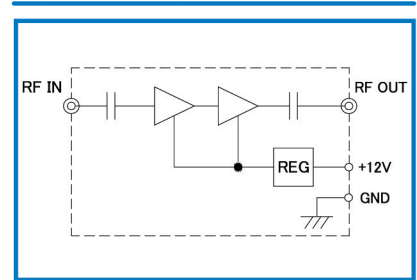
Small Signal Gain & Gain Flatness



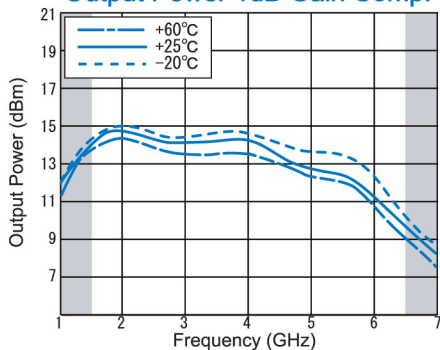
Input / Output VSWR



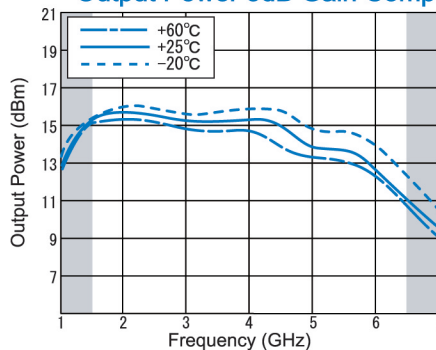
SCHEMATIC



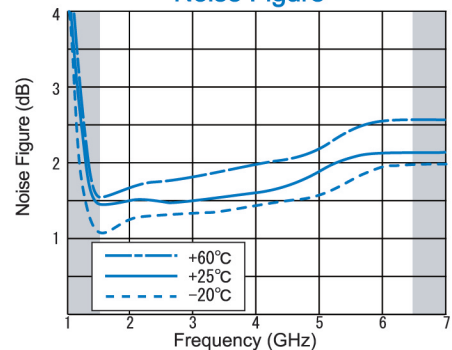
Output Power 1dB Gain Comp.



Output Power 3dB Gain Comp.



Noise Figure



HD Communications Corp.

332-C Dante Ct. Holbrook NY 11741

Tel: 631-588-3877, Fax: 631-648-0518, sales@hdcom.com