

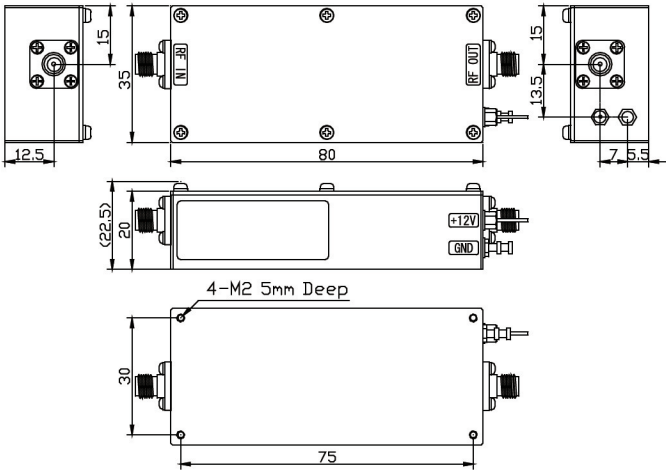
LOW NOISE AMPLIFIER

HD29999



OUTLINE DRAWING

※ IN MILLIMETERS



- Noise Figure : 1.7dB (typ.)
-20°C to +60°C : 2.2dB (max.)
- Frequency Range : 100MHz ~ 3200MHz
- Output Power : +15dBm @1000MHz
- RoHS Compliance

SPECIFICATIONS @ +25°C

- Noise Figure @ +25°C : 1.7dB (typ.)
-20°C to +60°C : 2.2dB (max.)
- Frequency Range : 100MHz ~ 3200MHz
- Small Signal Gain : +38dB (typ.) @1000MHz
+36dB (min.)
- Gain Flatness : ±2.0dB (max.)
- Output Power @1dB Comp. : +15dBm (min.) @1000MHz
- Output I.C.P. : +27dBm (typ.) @1000MHz
- Impedance : 50Ω
- Input VSWR : 2.0:1 (typ.)
- Output VSWR : 2.0:1 (typ.)
- DC Supply Input : +12V ±1V
: 230mA (max.)
- Maximum RF Input Power : -16dBm
- Operating Temperature : -20°C to +60°C
- Storage Temperature : -20°C to +80°C
- Connectors (Standard) : SMA-FEMALE
- Connectors (Option) : BNC-FEMALE
N-FEMALE
- Weight (Standard) : 120g (typ.)

HOW TO ORDER

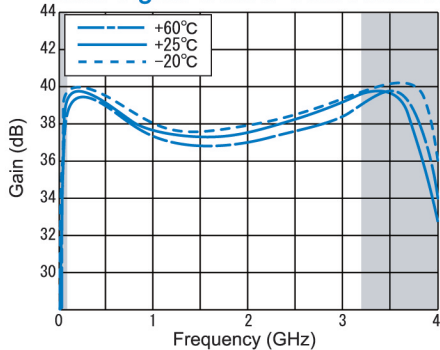
Model Name
HD29999-OS

S = SMA - FEMALE
B = BNC - FEMALE
N = N - FEMALE

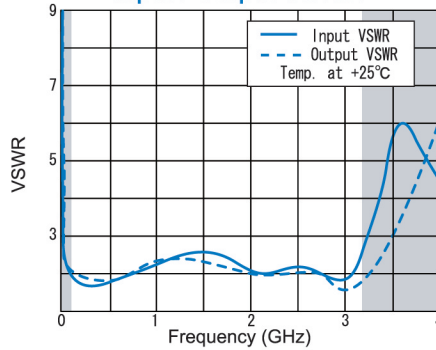
TYPICAL PERFORMANCE

※ BNC Operational to 1GHz

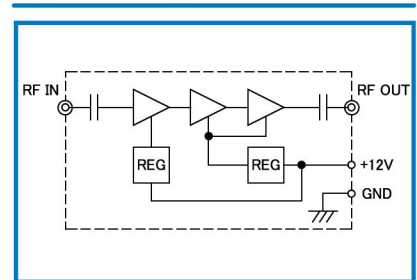
Small Signal Gain & Gain Flatness



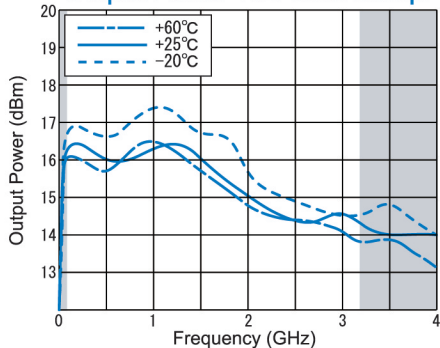
Input / Output VSWR



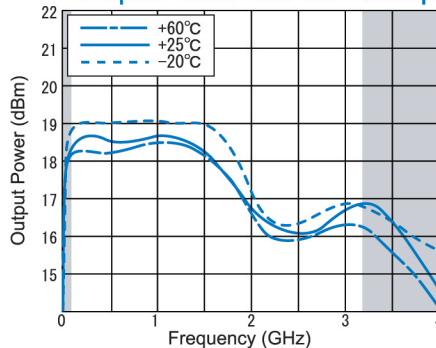
SCHEMATIC



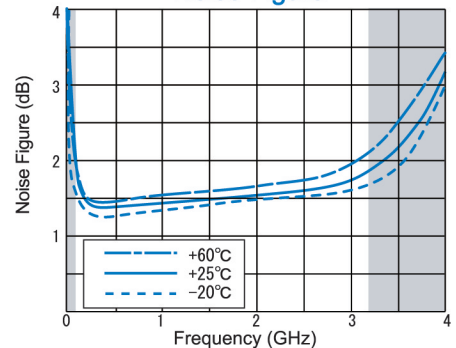
Output Power 1dB Gain Comp.



Output Power 3dB Gain Comp.



Noise Figure



HD Communications Corp.

332-C Dante Ct. Holbrook NY 11741

Tel: 631-588-3877, Fax: 631-648-0518, sales@hdcom.com