

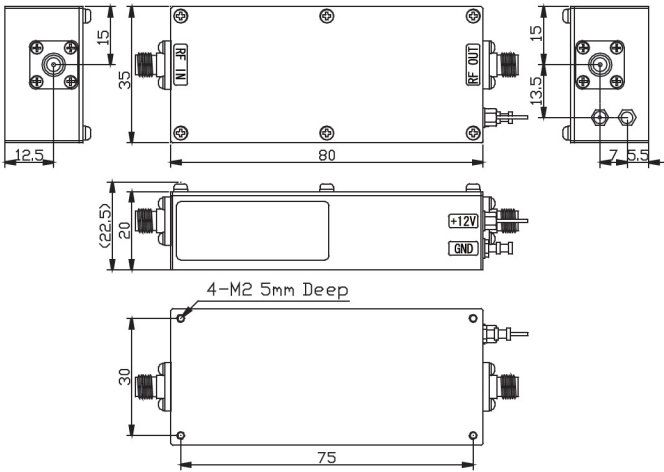
# LOW NOISE AMPLIFIER

## HD29996



### OUTLINE DRAWING

※ IN MILLIMETERS



- Noise Figure : 1.8dB (typ.)  
-20°C to +60°C : 2.5dB (max.)
- Frequency Range : 0.1MHz~1000MHz
- Output Power : +15dBm @500MHz
- RoHS Compliance

### SPECIFICATIONS @ +25°C

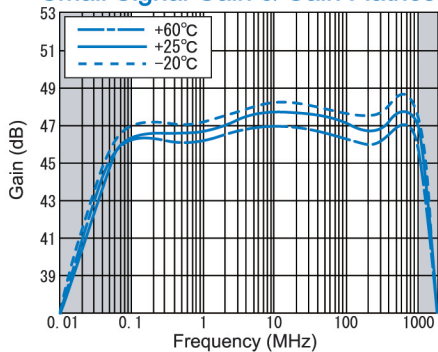
- Noise Figure @+25°C : 1.8dB (typ.)  
-20°C to +60°C : 2.5dB (max.)
- NOTE: N.F.value is only guaranteed in the range of 10MHz ~ 1000MHz.
- Frequency Range : 0.1MHz ~ 1000MHz
- Small Signal Gain : +46dB (typ.) @500MHz  
+45dB (min.)
- Gain Flatness : ±1.5dB (max.)
- Output Power @1dB Comp. : +15dBm (min.) @500MHz
- Output I.C.P. : +27dBm (typ.) @500MHz
- Impedance : 50Ω
- Input VSWR : 2.0:1 (typ.)
- Output VSWR : 2.0:1 (typ.)
- DC Supply Input : +12V ±1V  
180mA (max.)
- Maximum RF Input Power : -25dBm
- Operating Temperature : -20°C to +60°C
- Storage Temperature : -20°C to +80°C
- Connectors (Standard) : SMA-FEMALE
- Connectors (Option) : BNC-FEMALE  
N-FEMALE
- Weight (Standard) : 120g (typ.)

### HOW TO ORDER

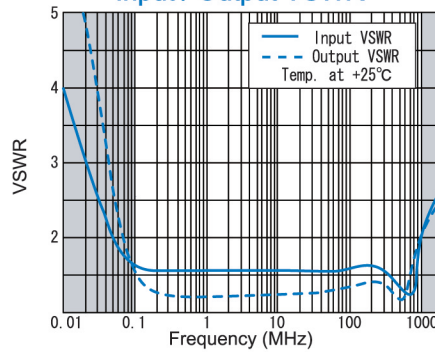
Model Name HD29996-OS S = SMA - FEMALE  
B = BNC - FEMALE  
N = N - FEMALE

### TYPICAL PERFORMANCE

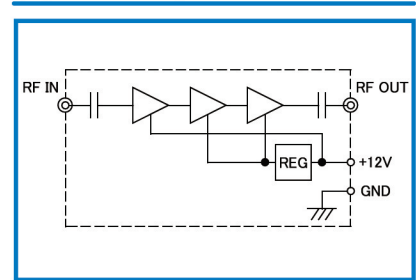
Small Signal Gain & Gain Flatness



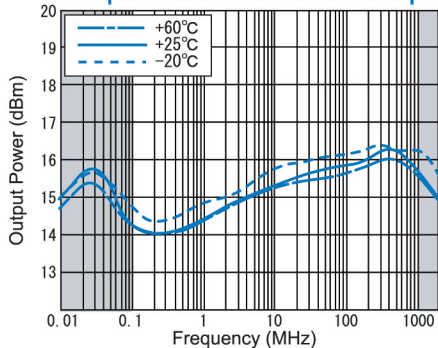
Input / Output VSWR



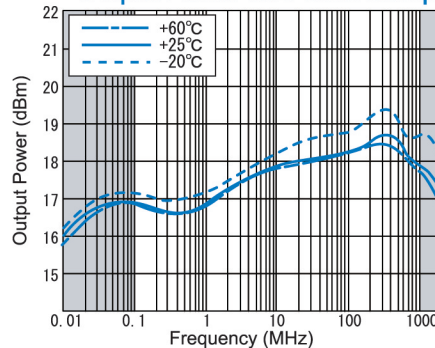
SCHEMATIC



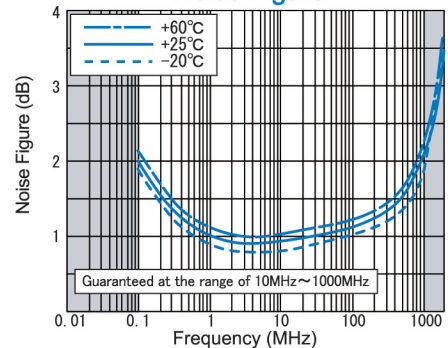
Output Power 1dB Gain Comp.



Output Power 3dB Gain Comp.



Noise Figure



HD Communications Corp.

332-C Dante Ct. Holbrook NY 11741

Tel: 631-588-3877, Fax: 631-648-0518, sales@hdcom.com