


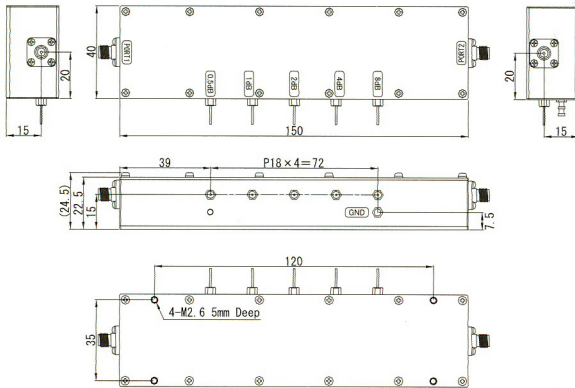
MECHANICAL STEP ATTENUATOR

HD29967-OS/3.3V
HD29967-OS/5.0V



OUTLINE DRAWING

※ IN MILLIMETERS



- Broadband Frequency : DC ~ 2500MHz
- Attenuation : 0.5dB Step/5Bit/15.5dB
- Input Intercept Point : +75.0dBm (min.)
- +3.3V (LVTTTL) / +5.0V (TTL) Operation
- RoHS Compliance

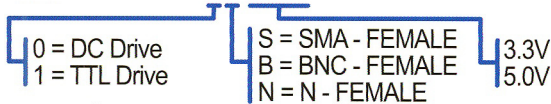
SPECIFICATIONS

Frequency Range	: DC ~ 2500MHz
Insertion Loss (DC-1.5GHz)	: 2.0dB (max.)
(1.5GHz-2.5GHz)	: 3.5dB (max.)
Attenuation Range / Steps	: 15.5dB / 0.5, 1, 2, 4, 8dB
Attenuation Accuracy	
(DC-1.5GHz)	: ±0.5dB (max.)
(1.5GHz-2.5GHz)	: ±1.0dB (max.)
Impedance	: 50Ω
Input/Output VSWR	: 1.5 : 1 (typ.)
Logic Input (DC Drive/Standard)	: +3.3V = Att Setting / 0V = Zero Setting
(DC Drive/Option)	: +5.0V = Att Setting / 0V = Zero Setting
(TTL Drive/Option)	: High = Att Setting / Low = Zero Setting
Switching Speed	: 5ms (max.) tRise / tFall
DC Supply Input (Standard)	: +3.3V ± 0.5V 120mA (max.) / Step
DC Supply Input (Option)	: +5.0V ± 0.5V 100mA (max.) / Step
Input Intercept Point	: +75.0dBm (min.)
Maximum RF Input Power	: +24.0dBm (avg.)
Operating Temperature	: -20°C to +60°C
Storage Temperature	: -20°C to +80°C
Connectors (Standard)	: SMA-FEMALE
Connectors (Option)	: BNC-FEMALE
	: N-FEMALE
Weight (Standard)	: 250g (9oz) (typ.)

HOW TO ORDER


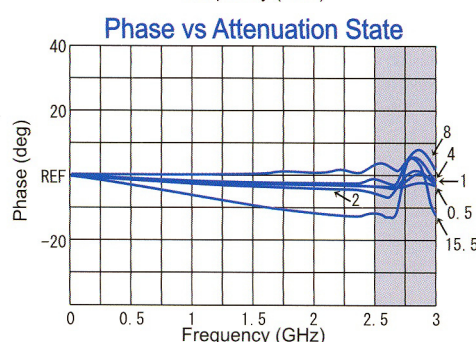
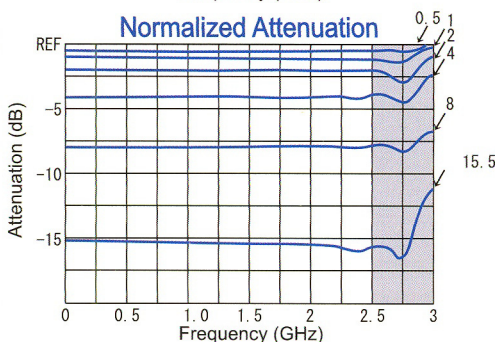
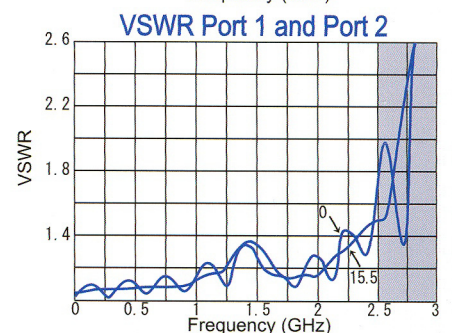
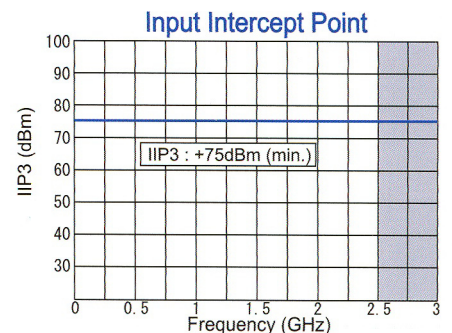
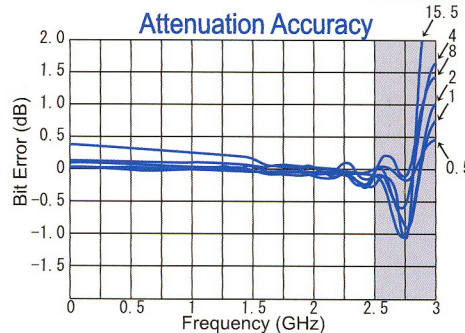
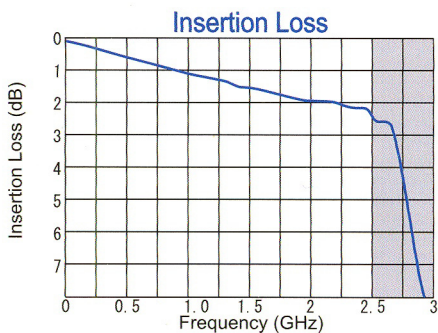
Model Name

HD29967-OS/3.3V



※ BNC Operational to 1GHz

TYPICAL PERFORMANCE



HD Communications Corp.

2180 Fifth Avenue, Ronkonkoma, NY 11779

Tel: 631-588-3877, Fax: 631-588-3879, www.rfcomp.com