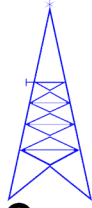


# HD



Communications Corp.

## HD30670

### 2-30MHz 25W Class A High Performance Amplifier

- ❖ Class A 25W linear amplifier
- ❖ 2-30MHz bandwidth
- ❖ 48dB typical gain
- ❖ +/- 0.6dB typical gain flatness
- ❖ Temperature-compensated bias
- ❖ TTL disable
- ❖ Available with SMA connectors, heatsink and fan, or enclosed with DC supply



Shown with optional SMA connectors.

The HD30670 is a Class A high performance amplifier, outstanding as a driver stage in military communication, commercial, industrial, or scientific systems. It exhibits excellent full power and back-off linearity, and utilizes a combination of two active device technologies for optimum performance and ruggedness.

#### Specifications

$V_{sup} = +28VDC$ ,  $I_{DQ} = 3.90A$ ,  $P_{out} = 25W$ ,  $T_{base} = 25^{\circ}C$ ,  $Z_{load} = 50\Omega$

Parameter	Min	Typ	Max	Units
Freq. Range	2		30	MHz
$P_{1dB}$	25	See Figure 4		W
Input Power		-4	0	dBm
Gain	44	48		dB
Gain Flatness		+/-0.6	+/-1.5	dB
Drain Current		4.0	4.2	A
Efficiency	21	22		%
IRL		-30	-20	dB
$f_2$		-36	-28	dBc
$f_3$		-33	-25	dBc
IMD <sub>3</sub> 25W PEP, $\Delta f = 10kHz$ See Fig. 2 for 100kHz		-40	-35	dBc
Dimensions	2.00 X 5.70 X 1.40 (50.80 X 144.78 X 35.56)			inch (mm)

#### Maximum Ratings

Operation beyond these ratings will void warranty.

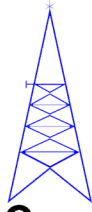
Parameter	Value
$V_{supply}$	24-28VDC
Bias Current	3.9A
Drain Current	4.4A
Load Mismatch*	5:1
Baseplate Temperature	65°C
Storage Temp.	-40°C to 85°C

\*All phase angles, 25W forward power, current limited to 4.4A for 5 seconds max.

#### Option Ordering Info

Heatsink and fan	HD30670-HSF
Enclosure with DC supply and fan	HD30670
SMA connectors	HD30670-SMA

# HD



Communications Corp.

## HD30670

### 2-30MHz 25W Class A High Performance Amplifier

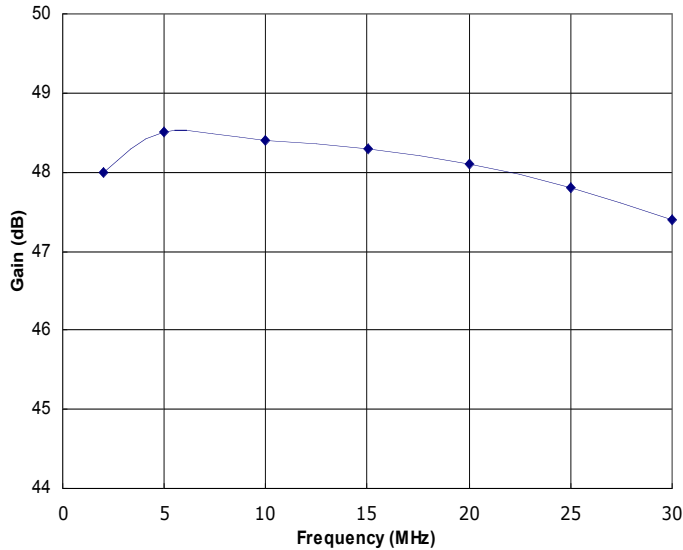


Figure 1: HD30670 Typical Gain @  $P_{out} = 25W$ .

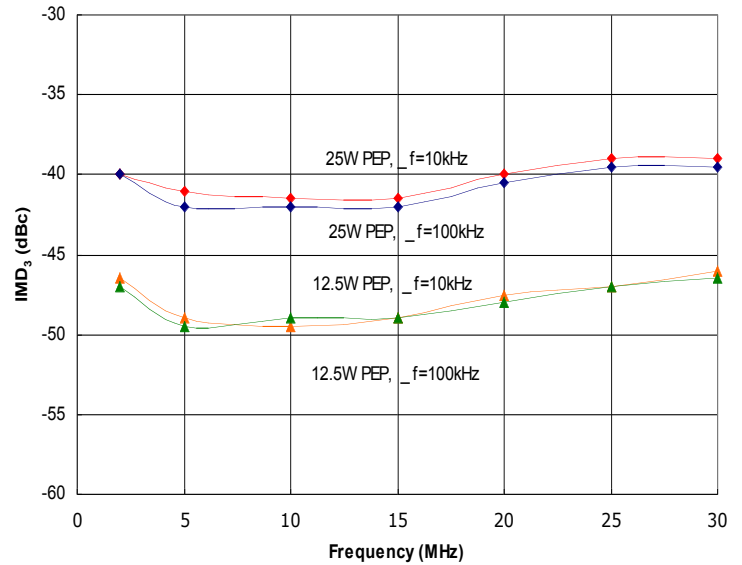


Figure 2: HD30670 Typical IMD<sub>3</sub> @ 25W and 12.5W PEP, Δf=10kHz and Δf=100kHz.

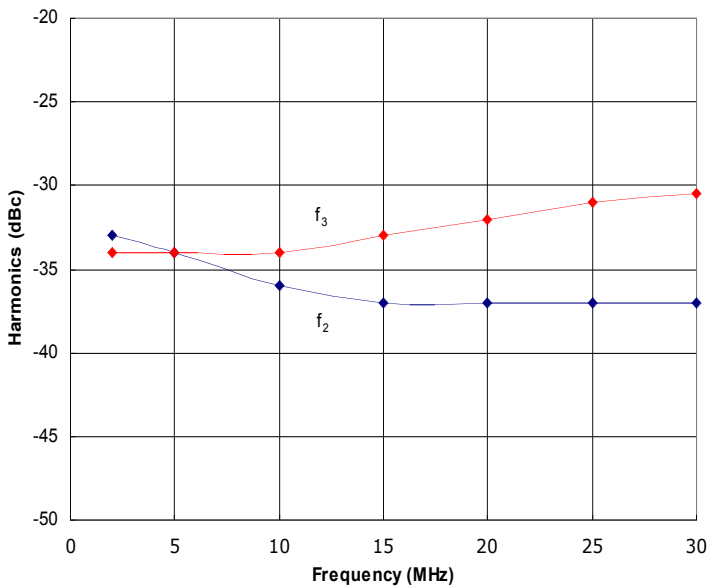


Figure 3: HD30670 Typical  $f_2$  and  $f_3$  @  $P_{out} = 25W$ .

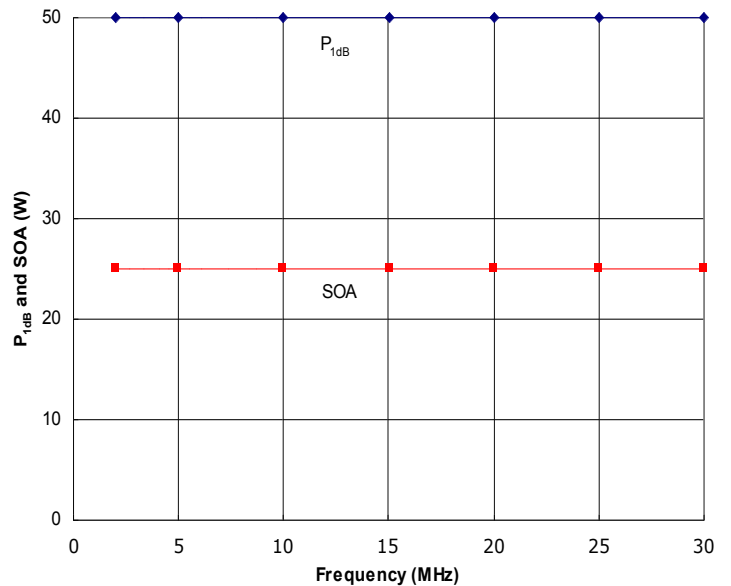
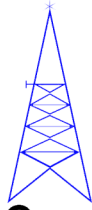


Figure 4: HD30670 Typical  $P_{1dB}$  and Safe Operating Area (SOA). The amplifier is capable of delivering much more power than it is safe to generate. Do not exceed the SOA shown above.

# HD

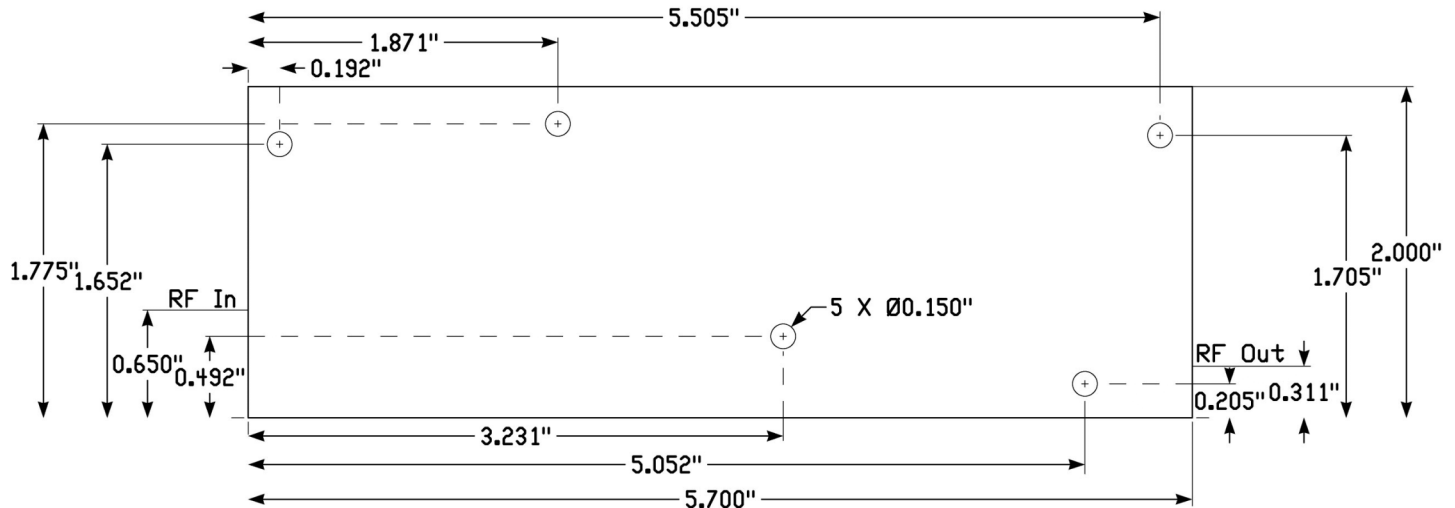


Communications Corp.

HD30670

**2-30MHz 25W Class A  
High Performance Amplifier**

## Amplifier Mounting Hole and RF Locations



## Instructions for Amplifier Use

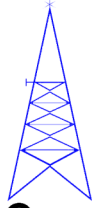
- 1) If not supplied with a heatsink, apply a layer of high quality thermal grease (Wakefield Type 120 or equivalent) to the underside of the amplifier baseplate. Thinner is better, but ensure that when mounted to your heatsink, contact across the *entire* baseplate is made. Gaps and air bubbles will significantly reduce cooling, leading to possible amplifier damage. Use five #6-32 screws to mount the amplifier to your heatsink.
- 2) Guarantee sufficient airflow through the heatsink fins to keep the maximum baseplate temperature at or less than that specified in the Maximum Ratings section. Contact HD Communications, Corp. for details on how to qualify your heatsink's performance, if needed.
- 3) Connect a proper signal source to the RF IN connector (or via cable to RF IN pad), and desired load to the RF OUT connector (or via cable to RF OUT pad). Torque connectors, if present, to industry standards for the type supplied with the amplifier.
- 4) Connect DC  $V_{supply}$  to the terminal provided. Solder a ground wire to the GND pad. Ensure that the connections are of proper polarity, and within the voltage range in the Maximum Ratings section.
- 5) Apply DC power and sufficient RF drive to achieve desired output level. Ensure that the Safe Operating Area (SOA) power level indicated in Figure 4 is not exceeded, or amplifier damage may occur, and will void the warranty.
- 6) To disconnect the amplifier, first remove the RF drive, then DC power, then the RF connections.

Contact us at [sales@rfcomp.com](mailto:sales@rfcomp.com) with any questions, or for special options, testing requirements, and/or operating conditions not specified in this document.

# HD



Communications Corp.



**HD30670**

**2-30MHz 25W Class A  
High Performance Amplifier**

## Document Control

Revision	Date	Notes
Pre	4-26-2015	Preliminary release.
A	6-7-2015	Initial production release.