

HD29409

5-1000MHz 10dB Directional Coupler

Features

- Frequency: 5 – 1000MHz
- Mainline Loss: 0.9dB
- Coupling: 10dB
- Directivity: 35dB
- Impedance: 50 Ω
- Power Input: 1 Watt
- RF Connector: SMA Female



Description

HD29409 is a 10dB Directional Coupler operates with frequency range of 5MHz to 1000MHz.

Electrical Specifications @ +25 °C, $Z_S = Z_L = 50 \Omega$

Parameter	Unit	Minimum	Typical	Maximum
Frequency Range	MHz	5		1000
Coupling	dB		10.5	
Flatness	dB		± 1.0	
Mainline Loss				
5MHz-50MHz	dB		0.8	
50MHz-500MHz	dB		0.9	
500MHz-1000MHz	dB		1.0	
Directivity				
5MHz-50MHz	dB		40	
50MHz-500MHz	dB		35	
500MHz-1000MHz	dB		25	
VSWR(All Ports)			1.2:1	
RF Input Power	dBm			+30

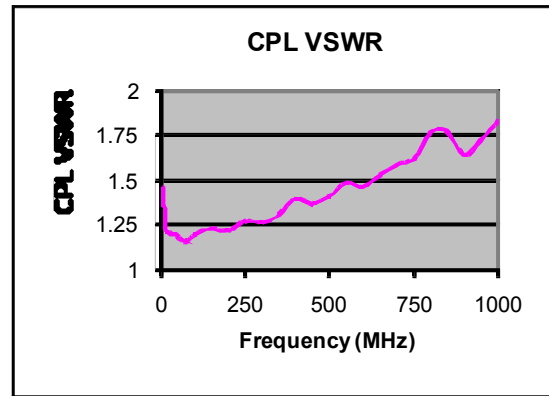
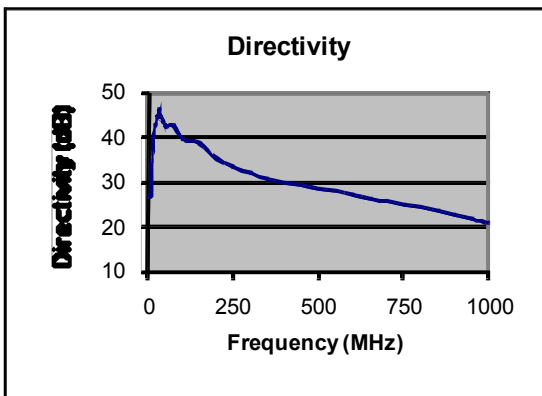
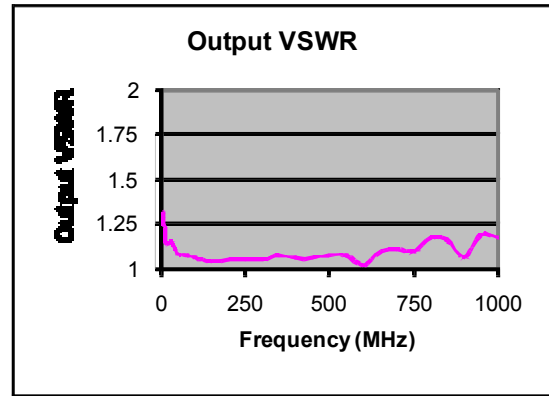
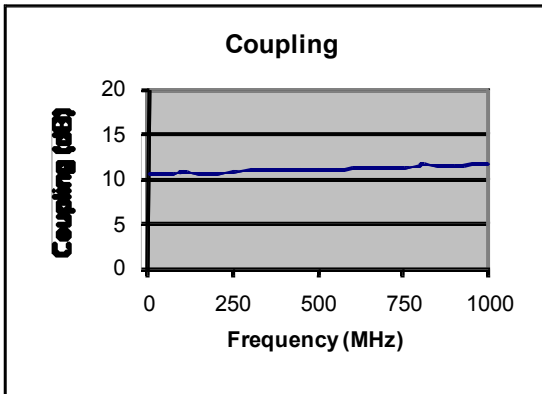
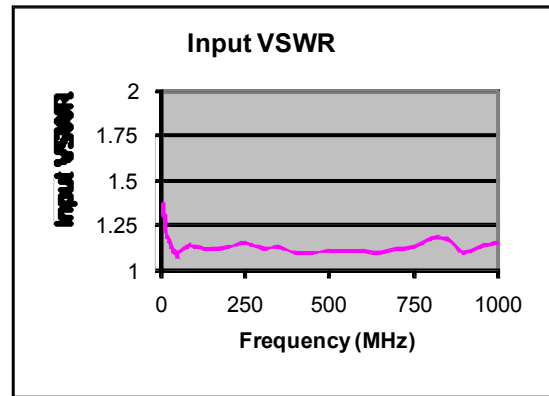
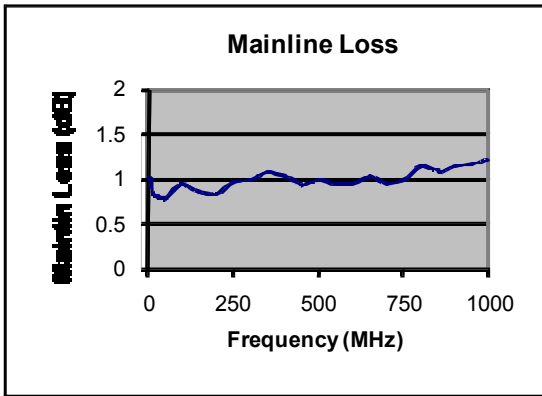
Mainline Loss is between Input and Output
Coupling Loss is between Input and CPL port

Directivity is difference between Input to CPL
port and Output to CPL port

HD29409

5-1000MHz 10dB Directional Coupler

Typical Performance @ +25 °C



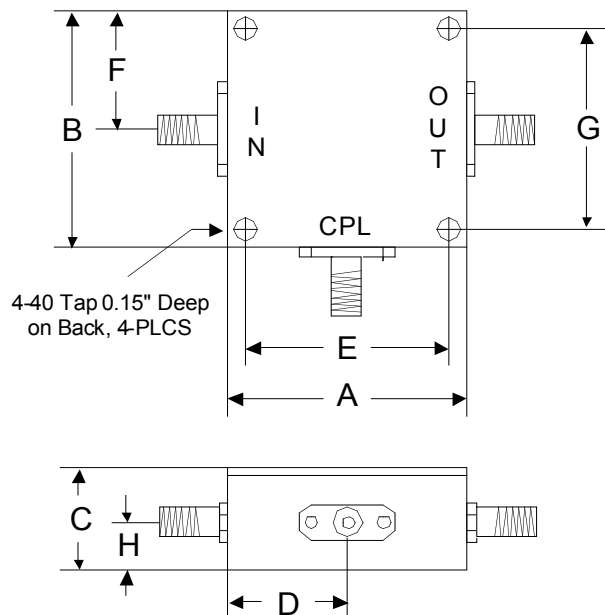
HD29409

5-1000MHz 10dB Directional Coupler

Absolute Maximum Ratings

Parameter	Absolute Maximum
RF Input Power	+30dBm, CW
Operating Temperature	-40 °C to +85 °C
Storage Temperature	-55 °C to +100 °C

Outline



	A	B	C	D	E	F	G	H
Inch	1.250	1.250	0.563	0.625	1.000	0.625	1.000	0.250
mm	31.75	31.75	14.29	15.88	25.40	15.88	25.40	6.35